

Pump Bushing

Part No.
102034-01

Hyundai/Kia A6MF1/2



1. When pressing bushing into pump, make sure the notch of bushing lines up with the oil flow groove (**Figure 1**). Do not press bushing in until both sides are lined up properly (**Figure 2**).
2. After making sure of proper alignment on both sides, press bushing into place.
3. On the opposite side of the pump there are two notches to stake the bushing after it has been pressed in from other side. Stake as in **Figure 3**.




Figure 1




Figure 2




Figure 3